



Evidence Me

- You will receive an email from Evidence Me. Follow the instructions to register and create an account for your child.
- Download the 'Evidence Me' app to your phone or media device.
- Log into the app. You may be asked to create an additional PIN code to use when logging into the app.

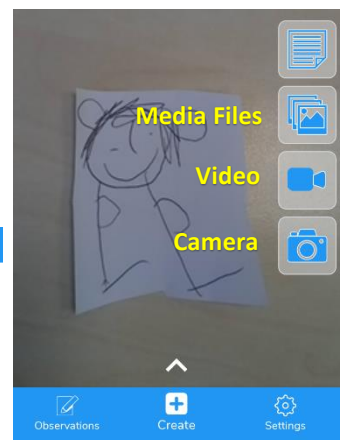


- Click on 'Observations' to see any observations and work that your child has completed in school and any suggested or set work compiled by your child's teacher.

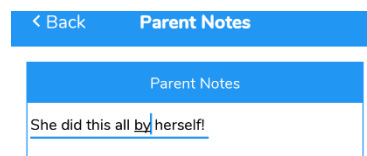


- To upload pictures of the work your child has completed please click on 'Create'.

- When you open 'Create' it will automatically select camera mode so you can take a picture of your child's work. Alternatively, you can select Video or Media.



- Once you have uploaded your photo you can add details via 'Parent Notes' for the teacher.



- Hit 'Create' to complete your post and send your child's work to their teacher when they will review and respond as soon as possible.

